

Plattformunabhängige Benutzerschnittstellen

In dieser Präsentation finden Sie eine Auswahl von plattformunabhängigen Benutzerschnittstellen, die von Firma

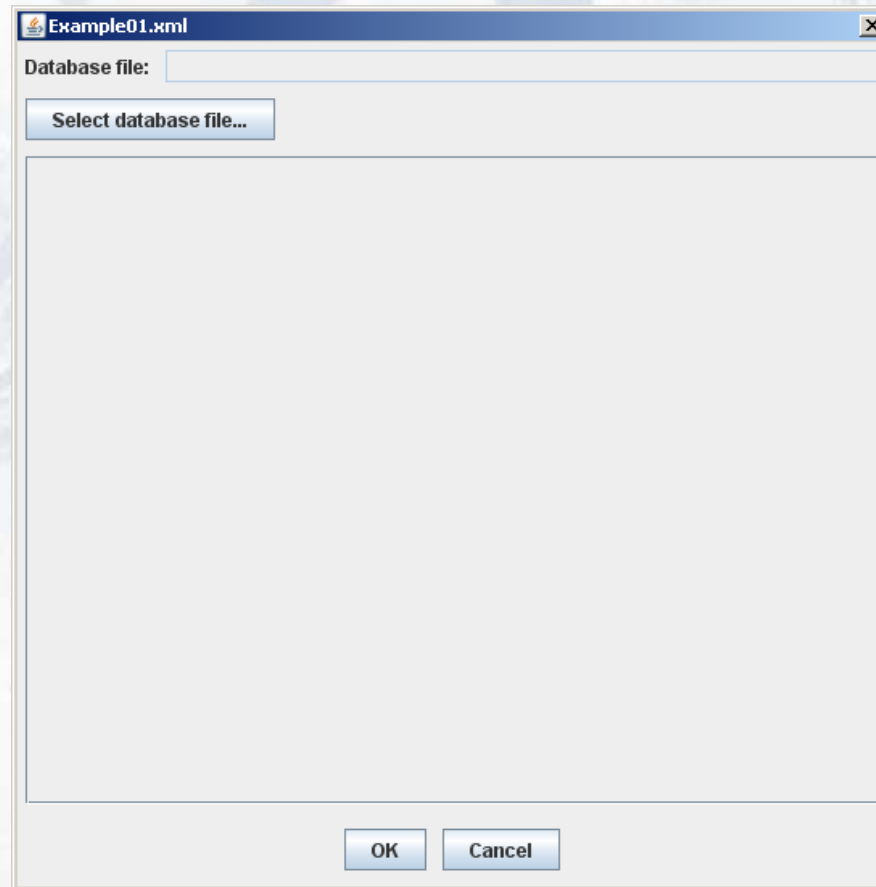
Dmitri Pissarenko Softwareentwicklung
<http://sw-dev.at>

entwickelt wurden.

Quellcode dieser Beispiele ist auf Anfrage erhältlich.

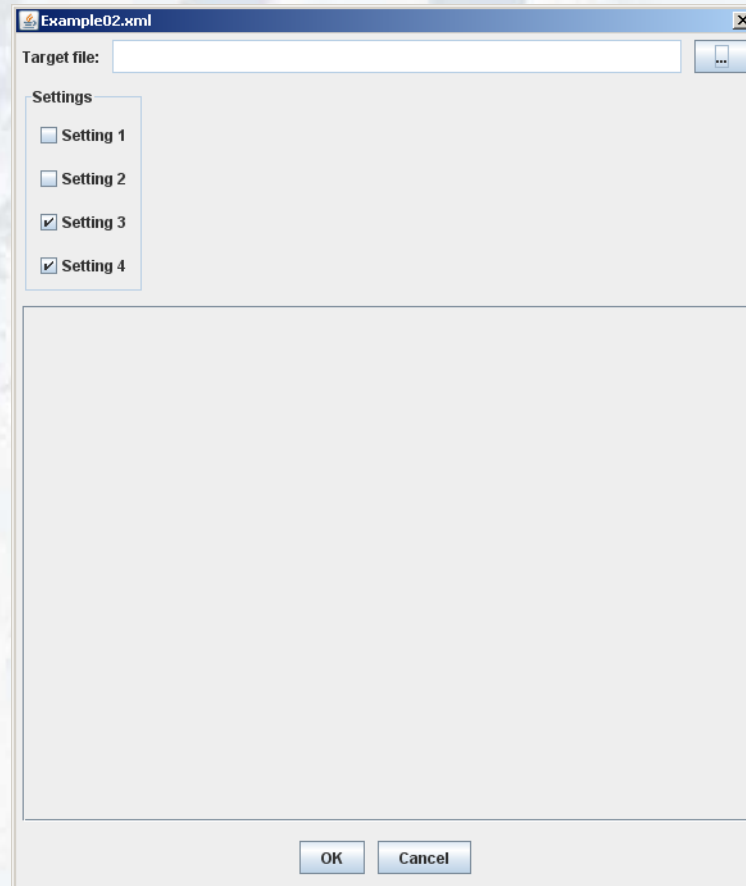
Dmitri Pissarenko Softwareentwicklung

<http://sw-dev.at>



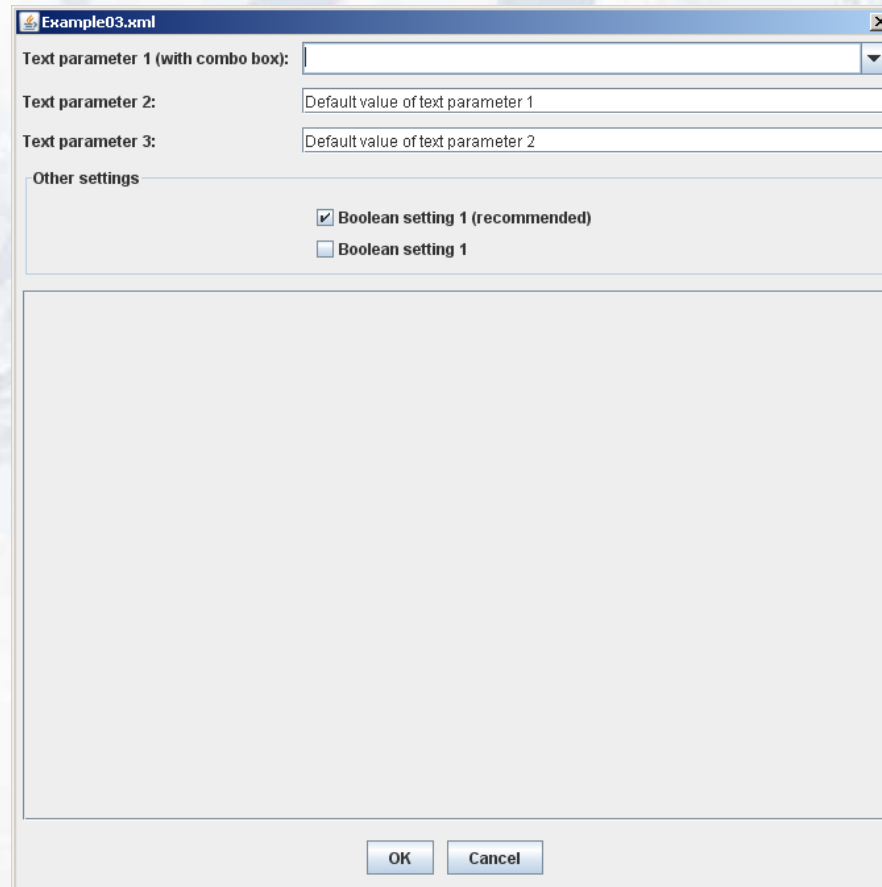
Dmitri Pissarenko Softwareentwicklung

<http://sw-dev.at>



Dmitri Pissarenko Softwareentwicklung

<http://sw-dev.at>

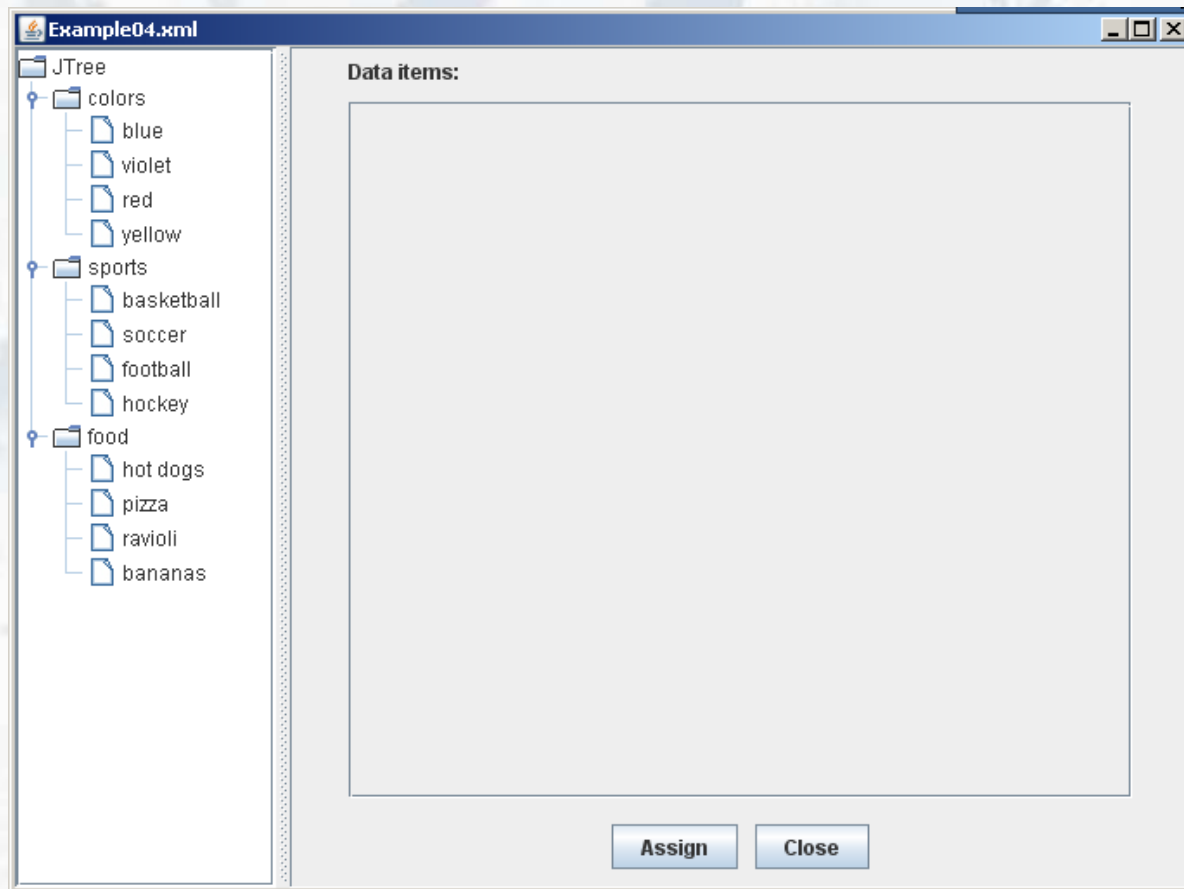


The image shows a screenshot of a dialog box titled "Example03.xml". The dialog box contains the following elements:

- Text parameter 1 (with combo box):** A text input field with a dropdown arrow on the right.
- Text parameter 2:** A text input field containing the text "Default value of text parameter 1".
- Text parameter 3:** A text input field containing the text "Default value of text parameter 2".
- Other settings:** A section containing two checkboxes:
 - Boolean setting 1 (recommended)
 - Boolean setting 1
- Buttons:** "OK" and "Cancel" buttons at the bottom.

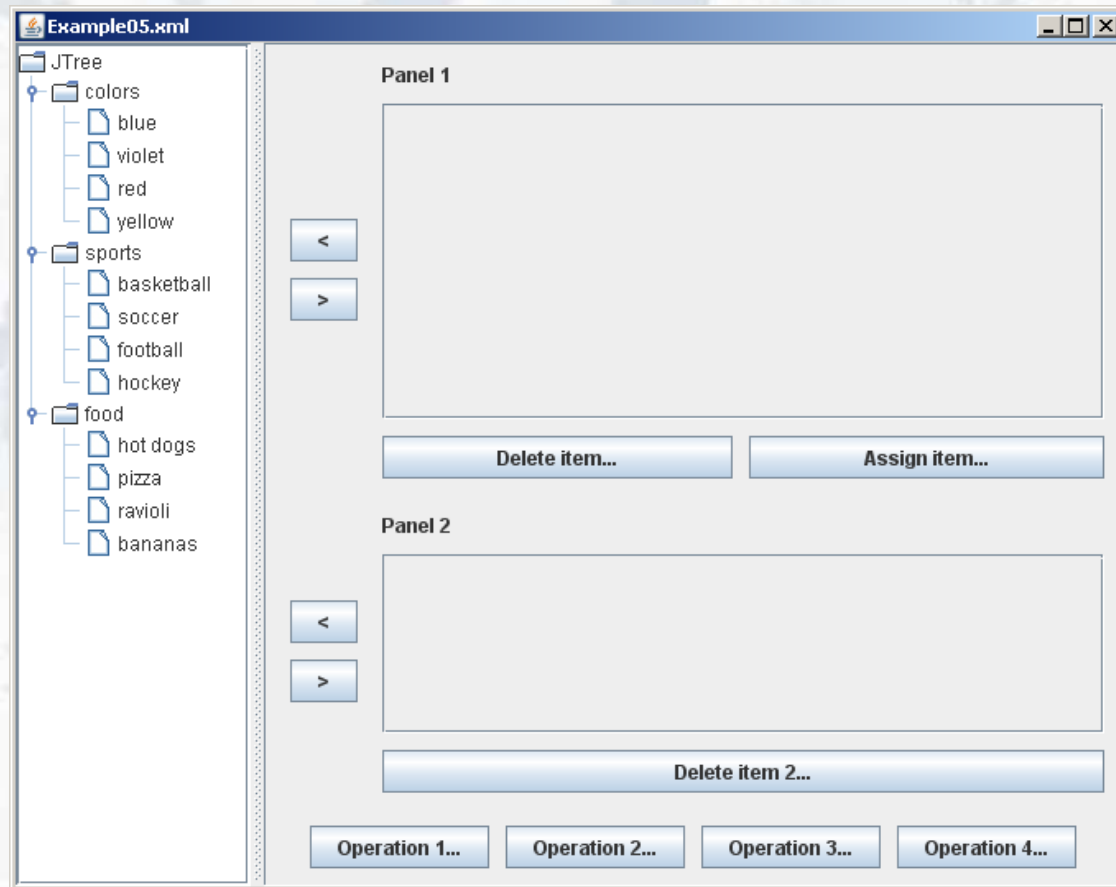
Dmitri Pissarenko Softwareentwicklung

<http://sw-dev.at>



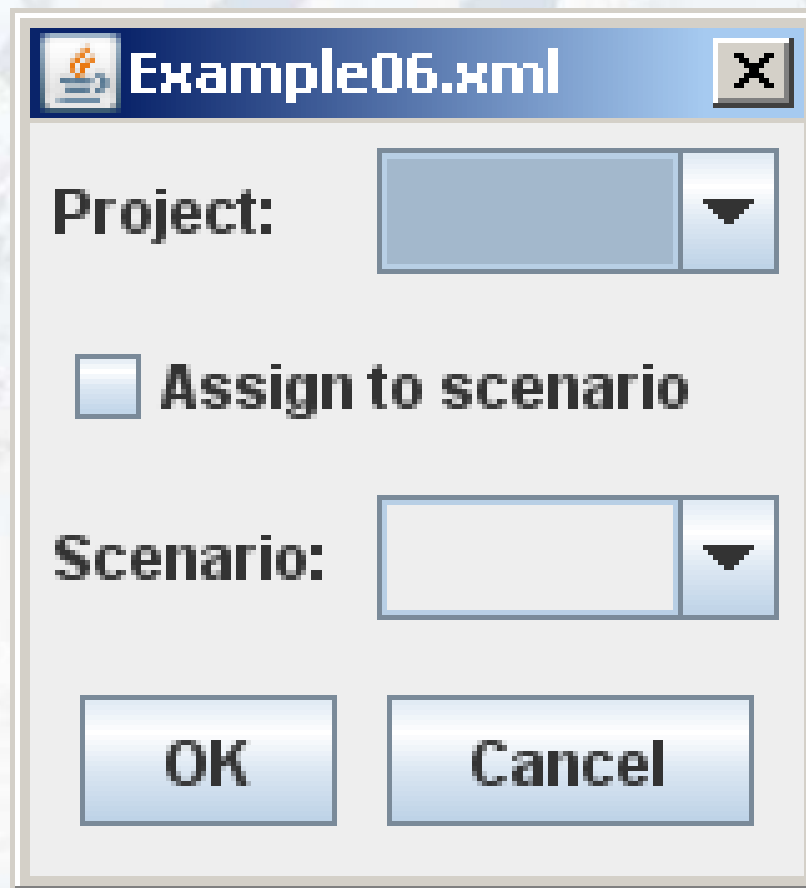
Dmitri Pissarenko Softwareentwicklung

<http://sw-dev.at>



Dmitri Pissarenko Softwareentwicklung

<http://sw-dev.at>



Example06.xml [X]

Project: [] ▼

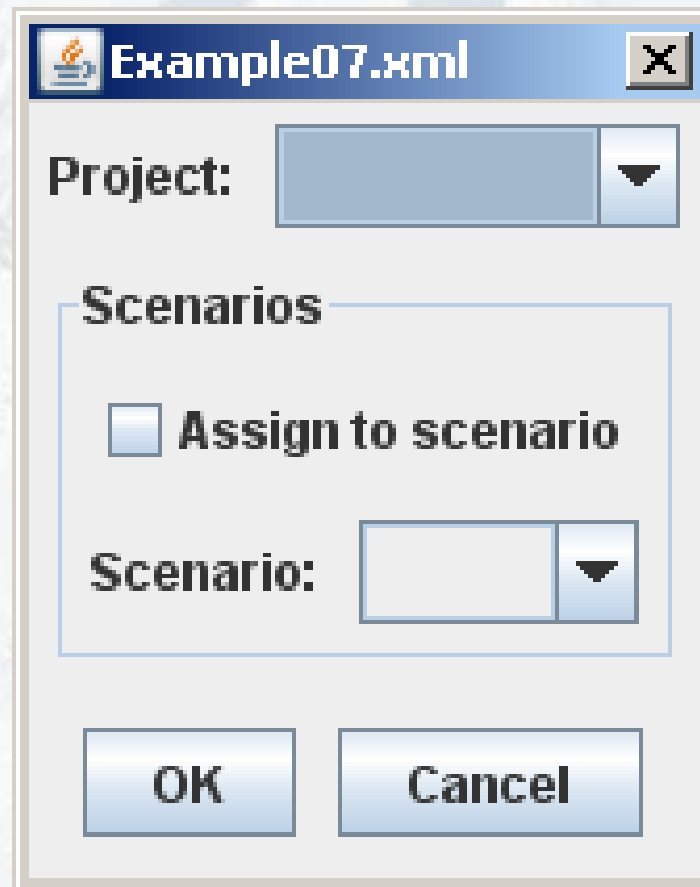
Assign to scenario

Scenario: [] ▼

OK **Cancel**

Dmitri Pissarenko Softwareentwicklung

<http://sw-dev.at>

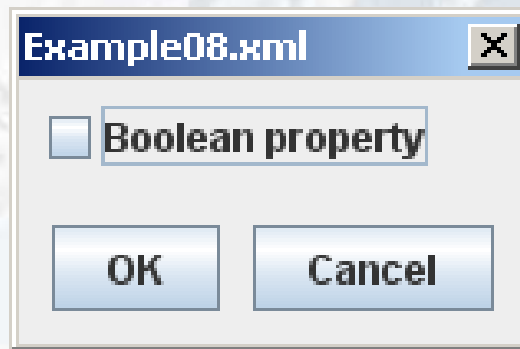


The image shows a dialog box titled "Example07.xml" with a close button (X) in the top right corner. The dialog contains the following elements:

- Project:** A text input field followed by a downward-pointing arrow.
- Scenarios:** A section header followed by a checkbox labeled "Assign to scenario".
- Scenario:** A text input field followed by a downward-pointing arrow.
- Buttons:** "OK" and "Cancel" buttons at the bottom.

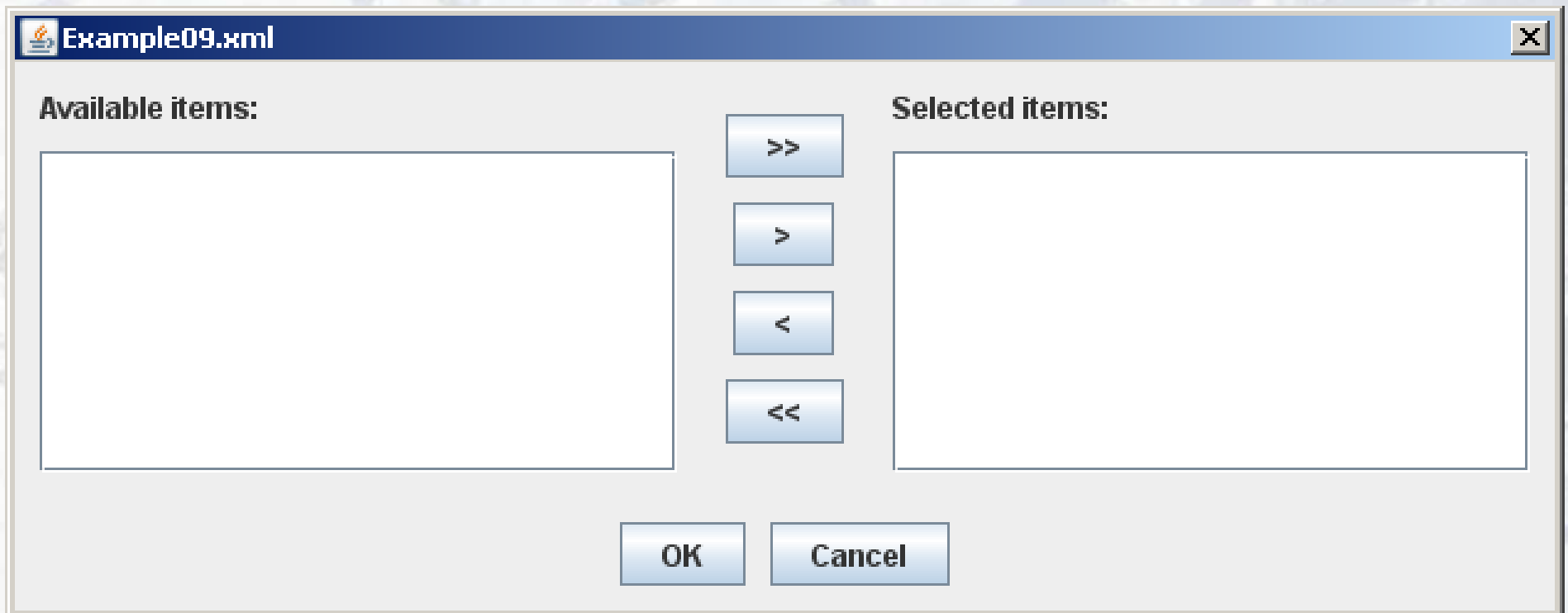
Dmitri Pissarenko Softwareentwicklung

<http://sw-dev.at>



Dmitri Pissarenko Softwareentwicklung

<http://sw-dev.at>



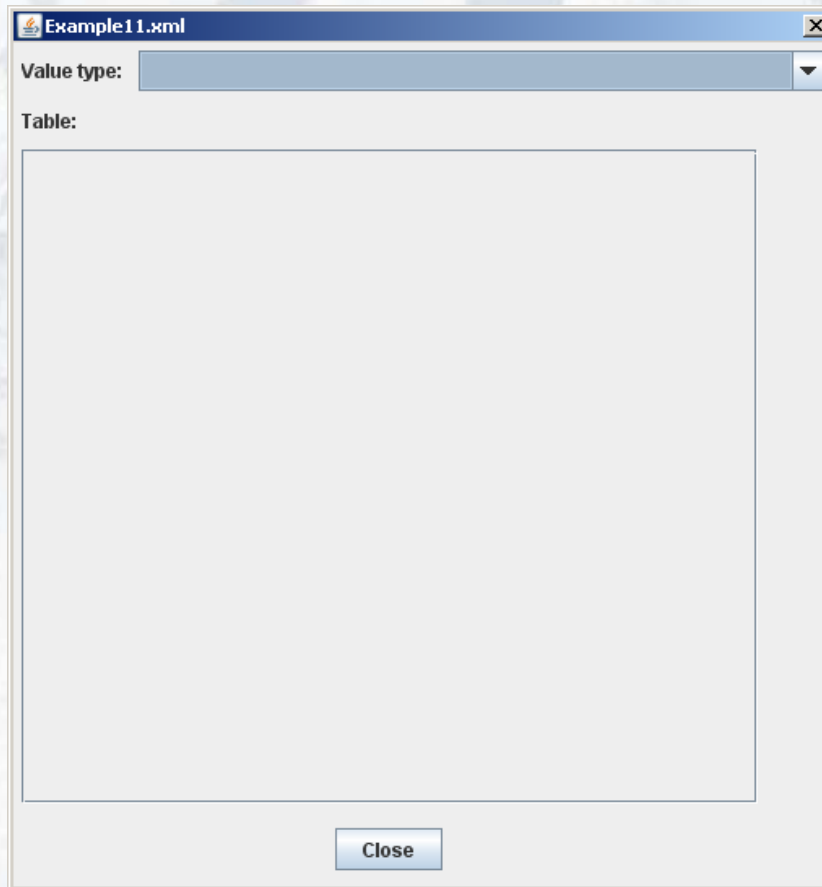
Dmitri Pissarenko Softwareentwicklung

<http://sw-dev.at>



Dmitri Pissarenko Softwareentwicklung

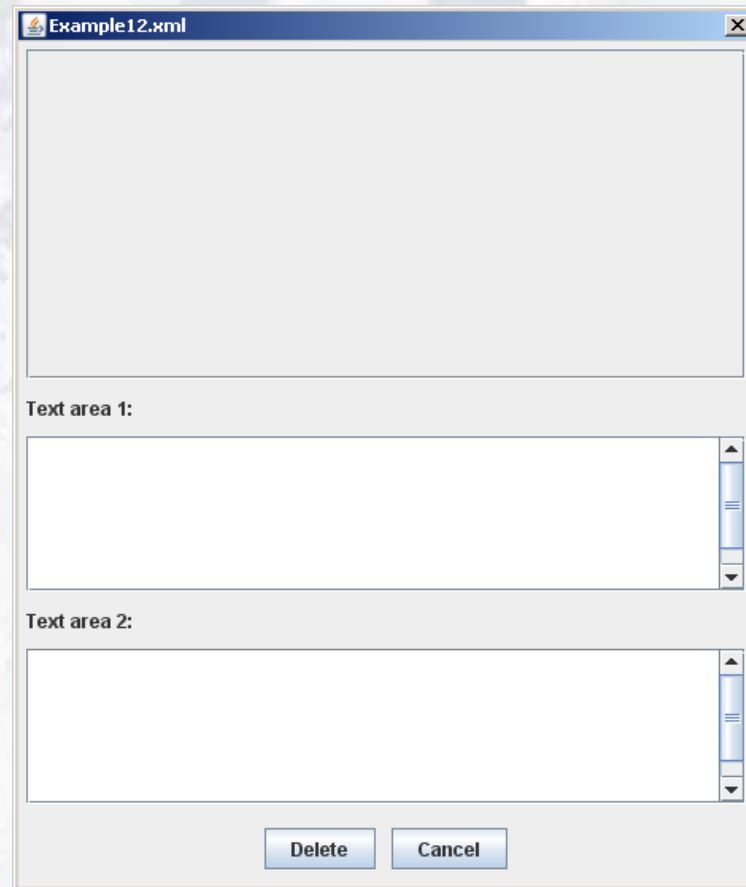
<http://sw-dev.at>



The image shows a screenshot of a software window titled "Example11.xml". The window has a standard Windows-style title bar with a close button (X) in the top right corner. Below the title bar, there is a "Value type:" label followed by a dropdown menu. Underneath that is a "Table:" label followed by a large, empty rectangular area, likely intended for displaying data. At the bottom center of the window, there is a "Close" button.

Dmitri Pissarenko Softwareentwicklung

<http://sw-dev.at>



Example12.xml

Text area 1:

Text area 2:

Delete Cancel

Dmitri Pissarenko Softwareentwicklung

<http://sw-dev.at>

The screenshot shows a window titled "Example13.xml" with a close button in the top right corner. Below the title bar, there is a "Text:" label followed by an empty text input field. Underneath is an "Items:" label followed by a large, empty rectangular area, likely intended for a table or list. Below this area, there is a line of text: "Hold down Ctrl while clicking on the table rows to select several items." At the bottom of the window, there are two rows of controls. The first row consists of a "Combo box 1" with a dropdown arrow and an "Assign" button. The second row consists of a "Combo box 2" with a dropdown arrow and an "Assign" button. At the very bottom center, there is a "Close" button.

Dmitri Pissarenko Softwareentwicklung

<http://sw-dev.at>



Example14.xml

Found errors

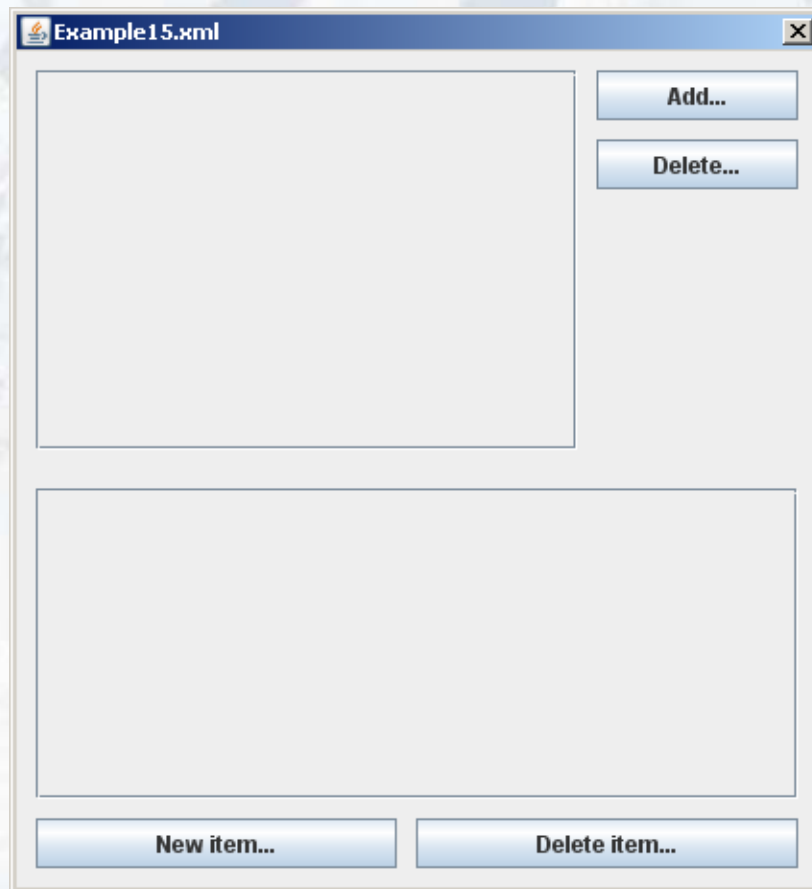
Description of the error

How to solve

Fix this error Try again Cancel

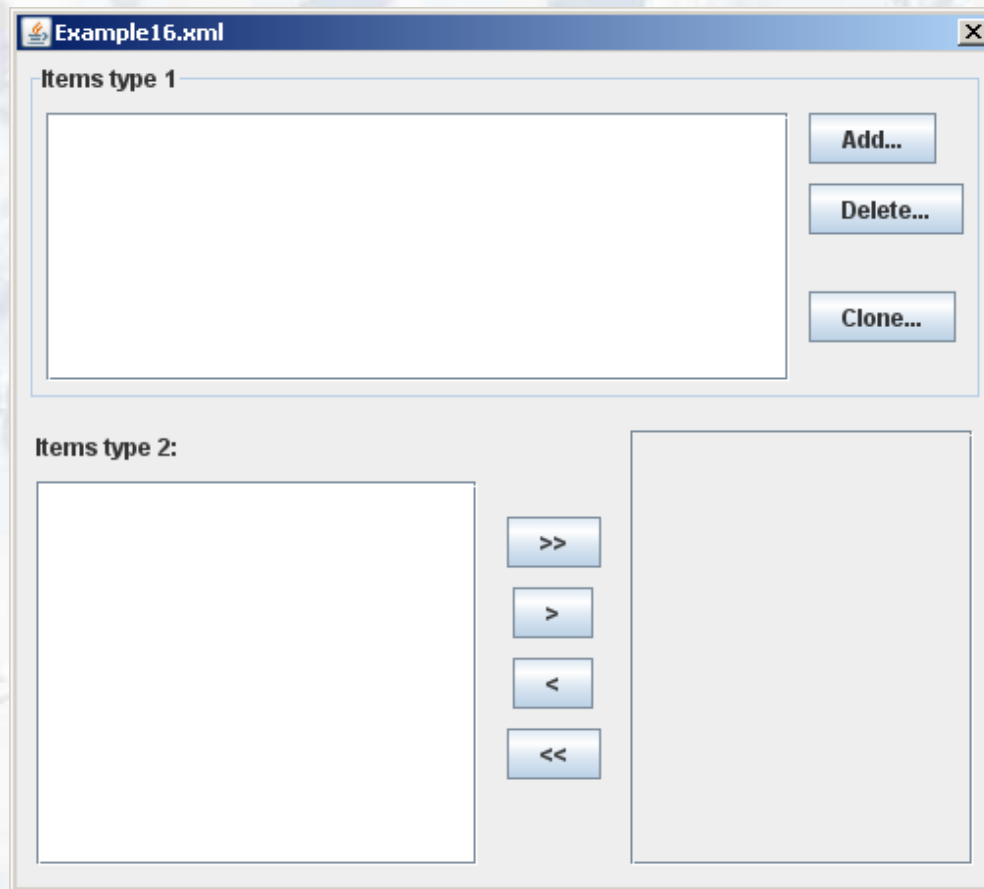
Dmitri Pissarenko Softwareentwicklung

<http://sw-dev.at>



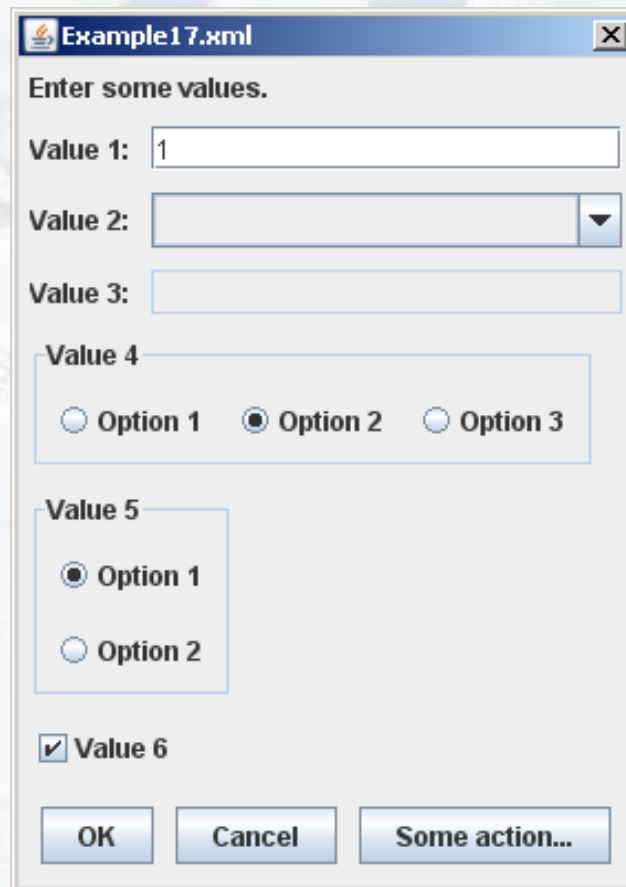
Dmitri Pissarenko Softwareentwicklung

<http://sw-dev.at>



Dmitri Pissarenko Softwareentwicklung

<http://sw-dev.at>



Example17.xml

Enter some values.

Value 1:

Value 2:

Value 3:

Value 4

Option 1 Option 2 Option 3

Value 5

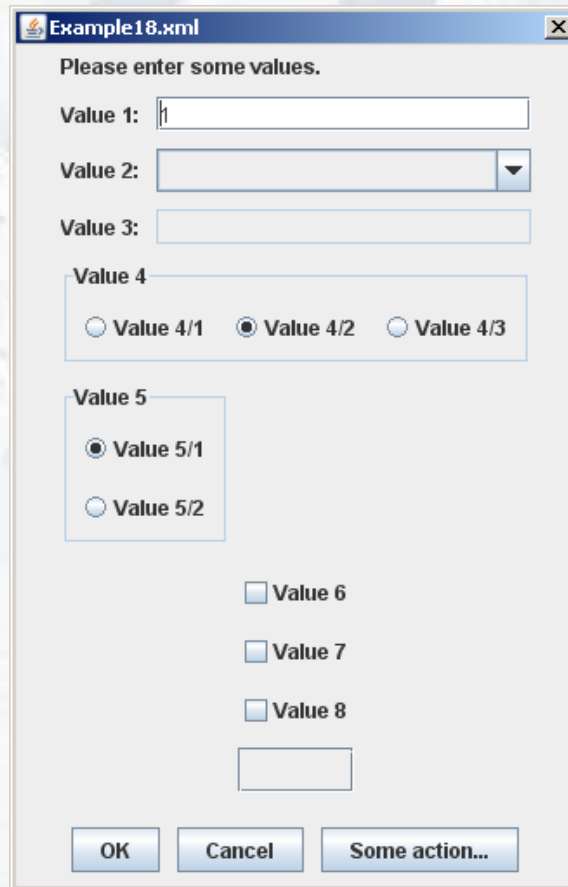
Option 1
 Option 2

Value 6

OK Cancel Some action...

Dmitri Pissarenko Softwareentwicklung

<http://sw-dev.at>



Example18.xml

Please enter some values.

Value 1:

Value 2:

Value 3:

Value 4

Value 4/1 Value 4/2 Value 4/3

Value 5

Value 5/1
 Value 5/2

Value 6
 Value 7
 Value 8

OK Cancel Some action...

Dmitri Pissarenko Softwareentwicklung

<http://sw-dev.at>

Example19.xml [Close]

Value 1: [Dropdown]

Value 2: [Dropdown]

Value 3: [Dropdown]

Dmitri Pissarenko Softwareentwicklung

<http://sw-dev.at>

Example20.xml

Source currency:

Conversion Factor

1 USD = EUR

Date:

Comment:

Date (created):

Date (modified):

Created by:

Edited by:

Data source:

New

Delete

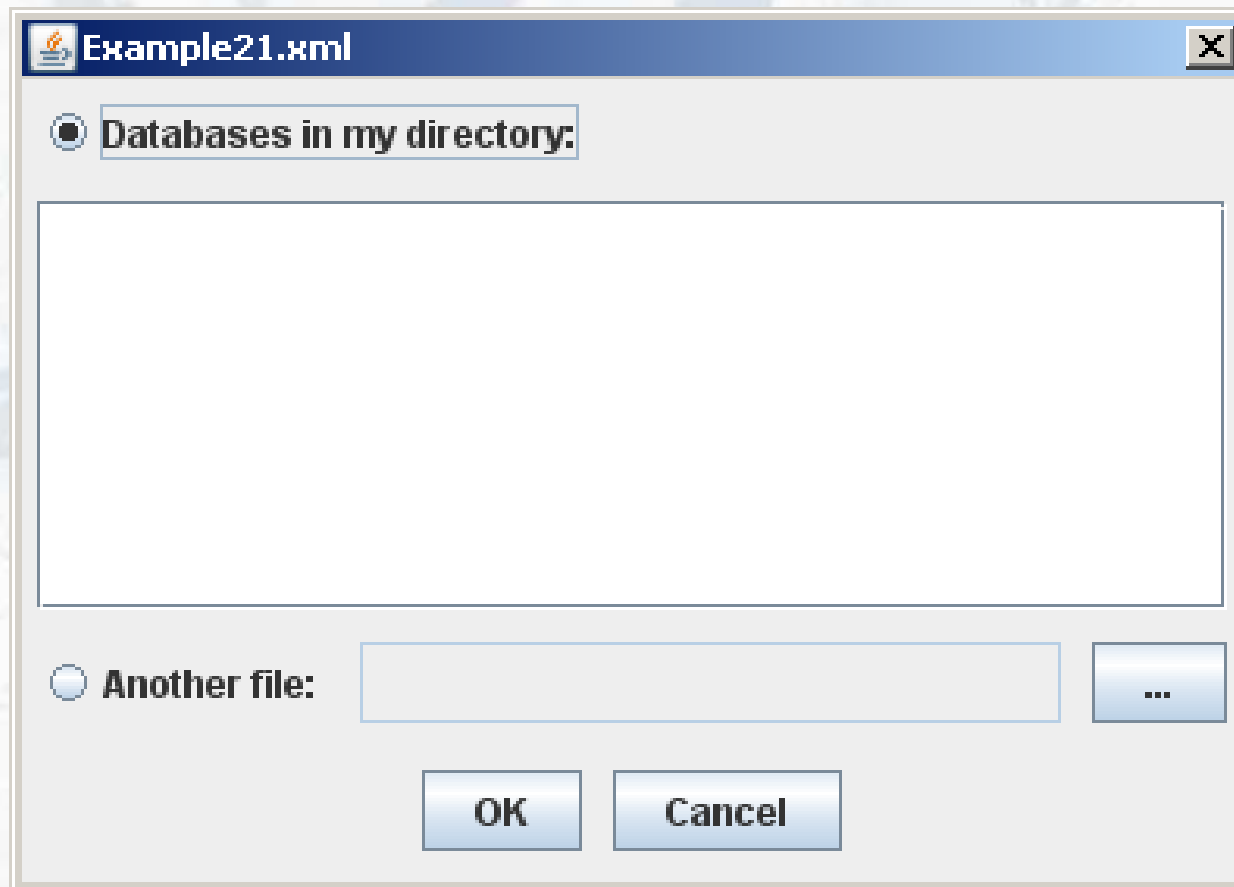
Undo

Cancel

OK

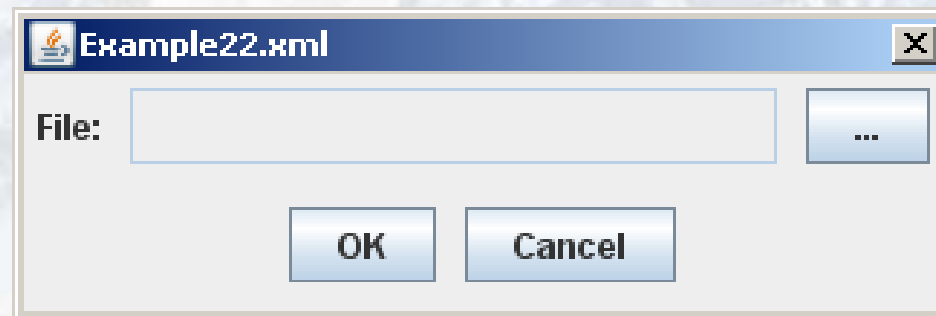
Dmitri Pissarenko Softwareentwicklung

<http://sw-dev.at>



Dmitri Pissarenko Softwareentwicklung

<http://sw-dev.at>



Dmitri Pissarenko Softwareentwicklung

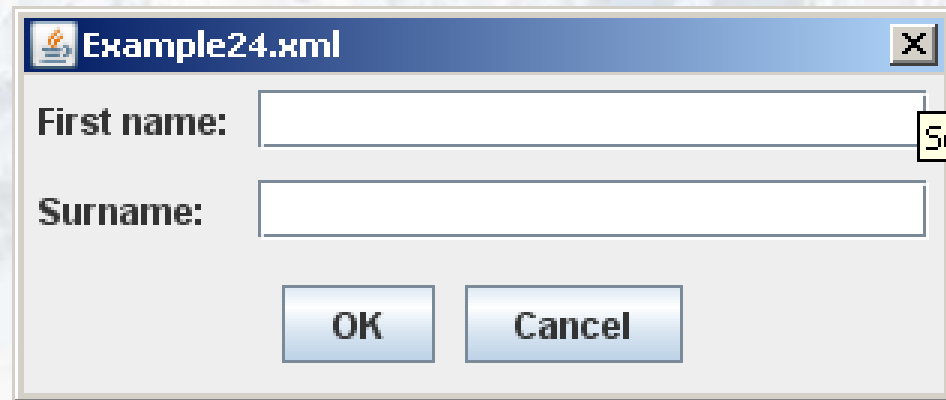
<http://sw-dev.at>

The screenshot shows a software application window titled "Example23.xml". The interface includes the following elements:

- Label 1**: A label with a button labeled "Button 1" next to it.
- List 1**: A list box.
- List 2**: A list box.
- Description**: A text input field.
- List 3**: A list box.
- List 4**: A list box.
- List 5**: A list box.
- List 6**: A list box.
- Navigation Buttons**: A set of buttons including "<<", ">>", "New...", "Delete...", "New", "Duplicate", "Delete", "Undo", "Cancel", "OK", and "Help".

Dmitri Pissarenko Softwareentwicklung

<http://sw-dev.at>



Example24.xml

First name:

Surname:

OK Cancel

Dmitri Pissarenko Softwareentwicklung

<http://sw-dev.at>

Example25.xml



Property name:

- Double property
- String property
- Boolean property

OK

Cancel

Dmitri Pissarenko Softwareentwicklung

<http://sw-dev.at>

Example26.xml

Tab 1 Tab 2

Value 1

Value 2

Value 3

Description

Some list

Delete

Duplicate

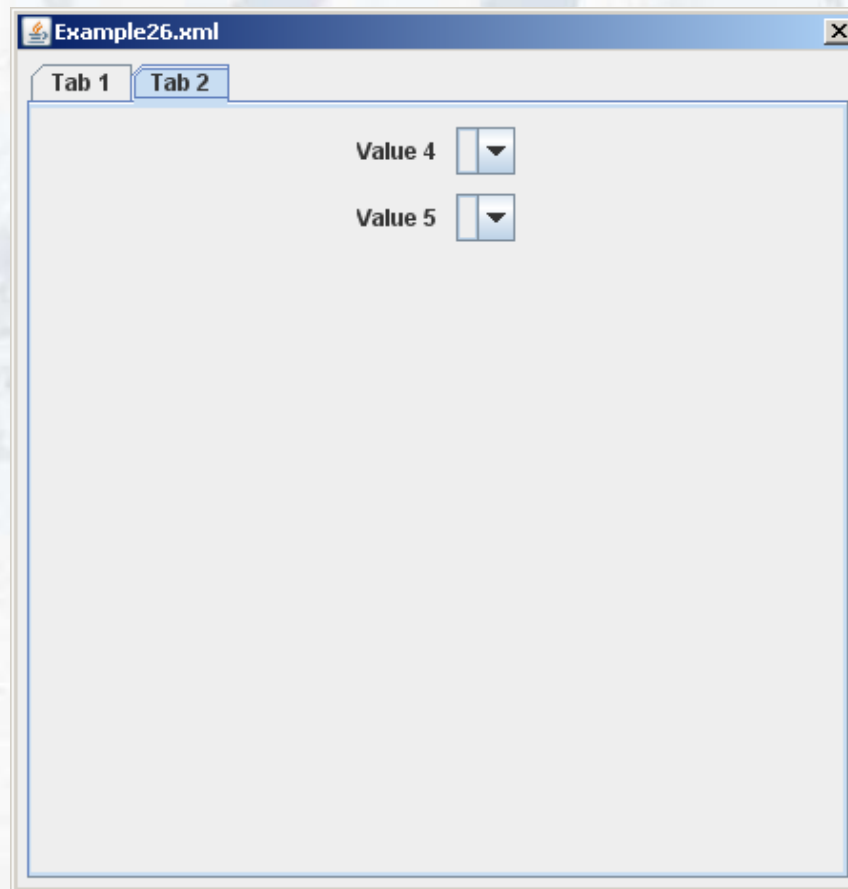
Undo

Cancel

OK

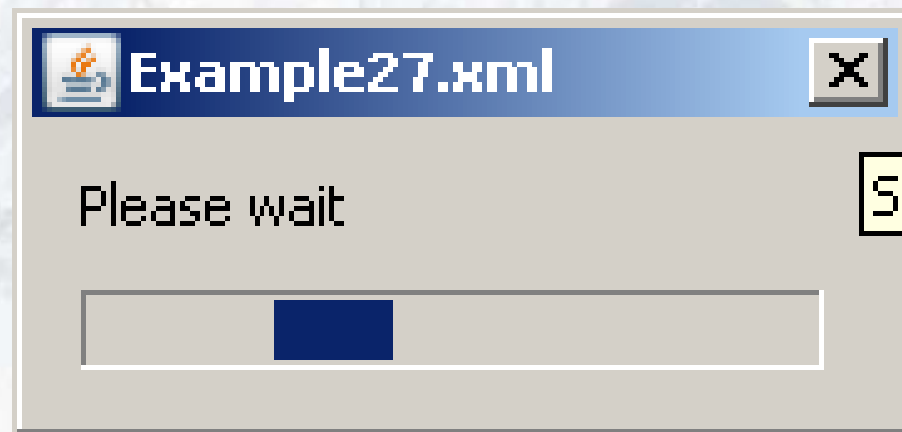
Dmitri Pissarenko Softwareentwicklung

<http://sw-dev.at>



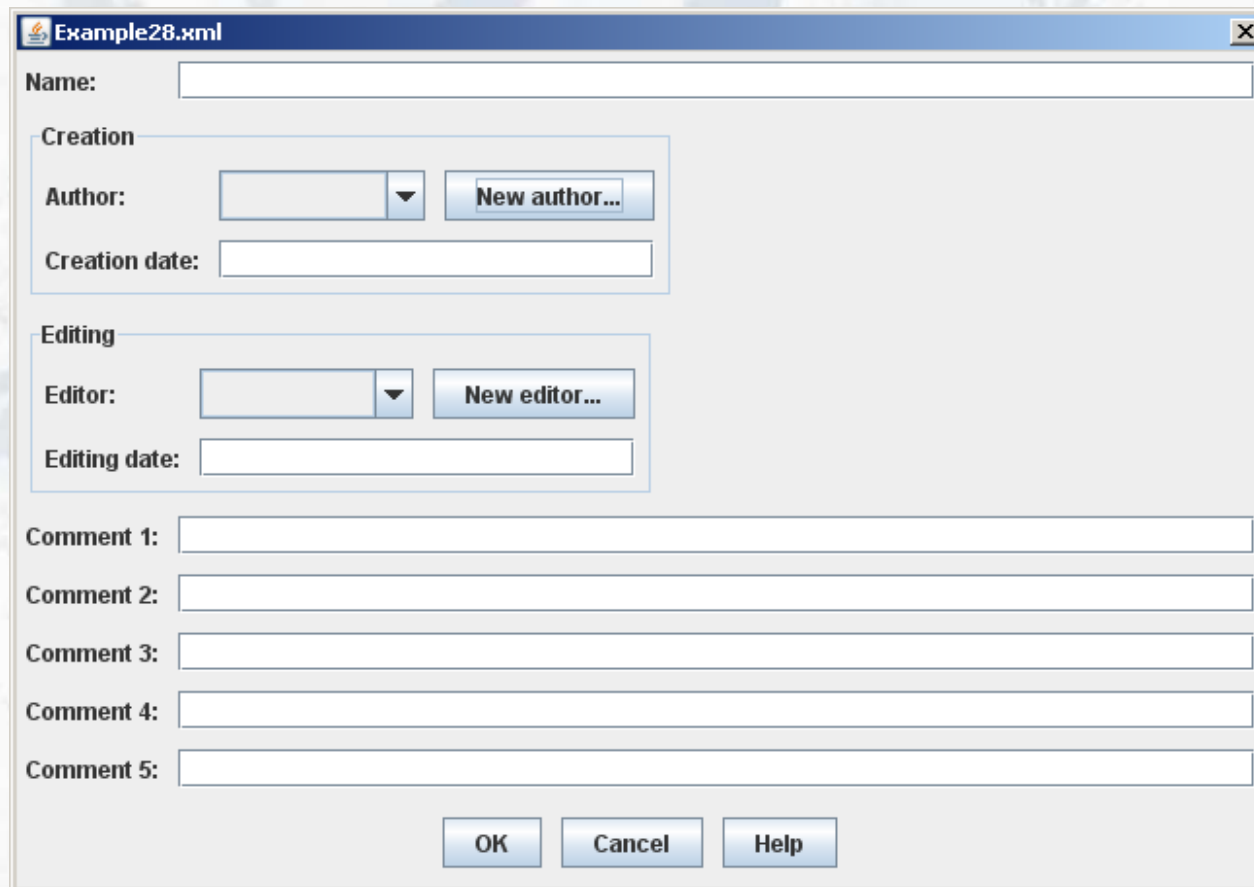
Dmitri Pissarenko Softwareentwicklung

<http://sw-dev.at>



Dmitri Pissarenko Softwareentwicklung

<http://sw-dev.at>



Example28.xml

Name:

Creation

Author: ▼

Creation date:

Editing

Editor: ▼

Editing date:

Comment 1:

Comment 2:

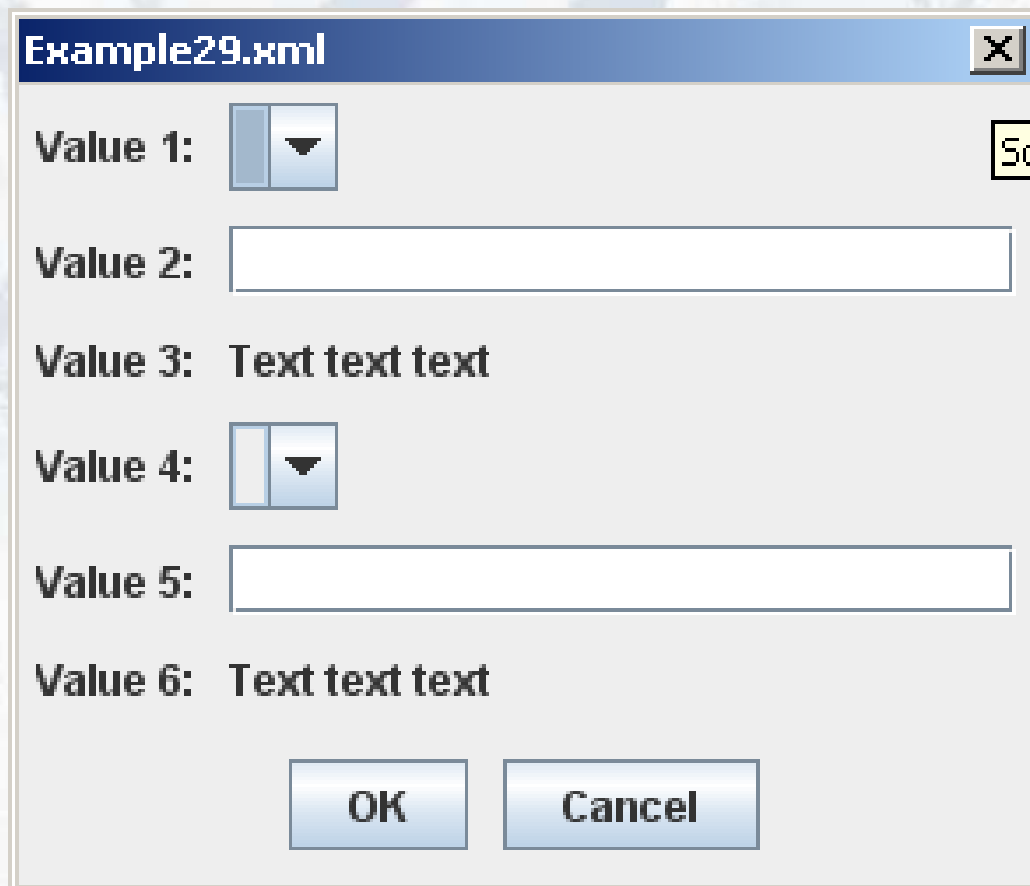
Comment 3:

Comment 4:

Comment 5:

Dmitri Pissarenko Softwareentwicklung

<http://sw-dev.at>



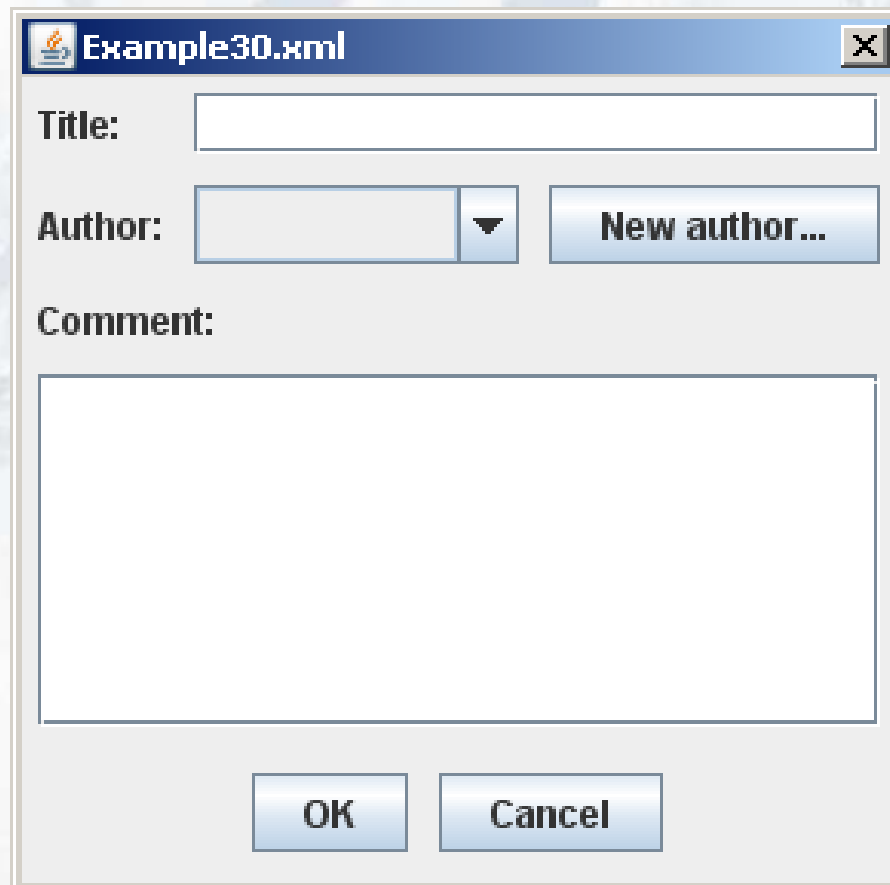
The image shows a dialog box titled "Example29.xml" with a close button (X) in the top right corner. The dialog contains six input fields, each with a label and a value:

- Value 1: A dropdown menu with a downward arrow.
- Value 2: An empty text input field.
- Value 3: The text "Text text text".
- Value 4: A dropdown menu with a downward arrow.
- Value 5: An empty text input field.
- Value 6: The text "Text text text".

At the bottom of the dialog are two buttons: "OK" and "Cancel".

Dmitri Pissarenko Softwareentwicklung

<http://sw-dev.at>

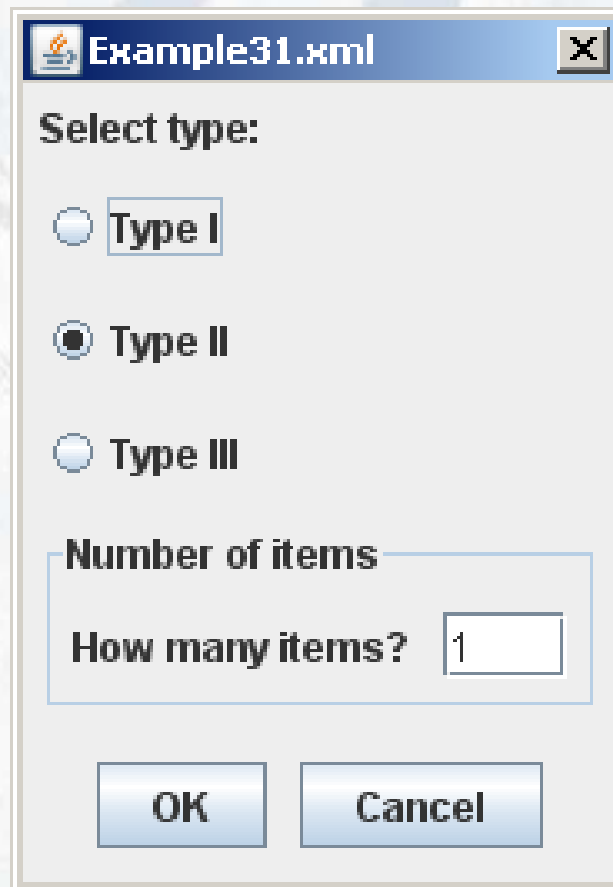


The image shows a dialog box titled "Example30.xml" with a close button (X) in the top right corner. The dialog box contains the following elements:

- Title:** A single-line text input field.
- Author:** A text input field followed by a dropdown arrow and a button labeled "New author...".
- Comment:** A large multi-line text area.
- Buttons:** "OK" and "Cancel" buttons at the bottom.

Dmitri Pissarenko Softwareentwicklung

<http://sw-dev.at>



Example31.xml

Select type:

Type I

Type II

Type III

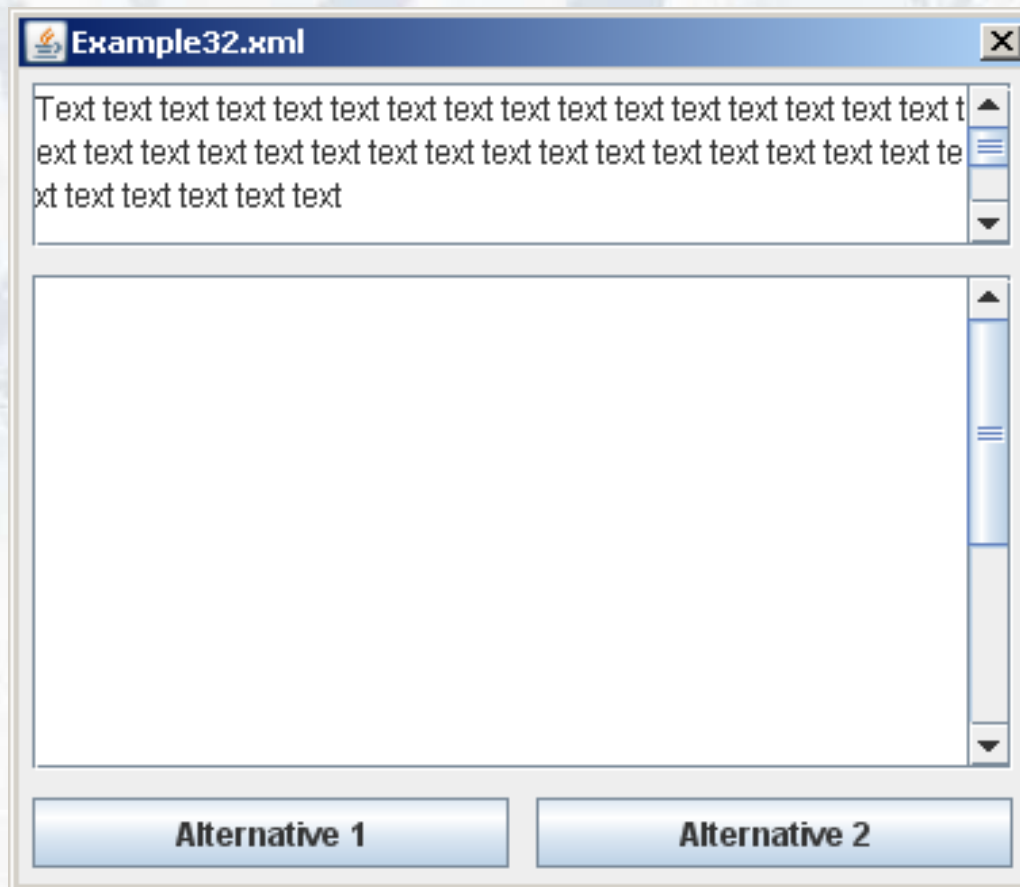
Number of items

How many items?

OK Cancel

Dmitri Pissarenko Softwareentwicklung

<http://sw-dev.at>



Dmitri Pissarenko Softwareentwicklung

<http://sw-dev.at>



Example33.xml

Product name

Description

Place for an image

Copyright

Homepage

Authors

OK